












# REFLEXION® ARC

## Adjustable Base



### REMOTE FEATURES

- 
**UNDERBED LED LIGHTING**  
 Turn on/off underbed LED lighting.
- 
**HEAD ZONE MASSAGE CONTROL**  
 Activates simple steady-state massage and toggles through 2 intensity levels. Low, high and off.
- 
**FOOT ZONE MASSAGE CONTROL**  
 Activates simple steady-state massage and toggles through 2 intensity levels. Low, high and off.
- 
**MASSAGE ALL OFF**  
 Turns off all massage.
- 
**ADJUST**  
 The HEAD arrows lift and lower the head section of the base.
- 
 The FOOT arrows lift and lower the foot section of the base.
- 
**FLAT**  
 One-Touch Flat lowers head and foot to flat position and turns off massage (if running).
- 
**ZERO G**  
 Adjusts your legs to relieve pressure off the lower back.
- 
**TV IN BED PRESET POSITION**  
 Brings head and foot into position for viewing TV.
- 
**FAVORITE 1 PRESET POSITION**  
 Reprogrammable Preset Position.


### PACKAGED DIMENSIONS

SIZE	LENGTH	WIDTH	HEIGHT	WEIGHT
TWIN XL	83.4"	41.7"	5.9"	167.5 lb
FULL	77.5"	57.6"	5.9"	200.6 lb
QUEEN	83.4"	63.2"	5.9"	225 lb


### EXTRA FEATURES

- Lift capacity of 850 lbs.
- Bed can be lowered during power outage.
- Sized to fit any standard bed frame.
- Child lock feature.
- Compatible with Tempur-Pedic®, Sealy® and Stearns & Foster® models.
- Available in Twin XL, Full, and Queen.


### NEW FEATURES




**IDEAL ARC WITH WALL GLIDE**



**DECK-ON-DECK DESIGN**



**USB & USB-C PORTS**



**HEADBOARD BRACKETS INCLUDED**

### WARRANTY

- Year 1-3 full coverage of parts and labour.
- Year 4-5 full coverage of parts only.
- Year 6-25 frame only.